

Overview

The WF2015 series is a double-row wire-to-board connector with optional ear buckle design, positioning post design to enhance its connection stability on the circuit board, and good vibration resistance, suitable for intelligent manufacturing industry applications.

Features and Benefits

- With ear lock buckle design, the connection is stable
- Terminal blocks have a double contact design
- Positioning column design, precise installation

Product Applications

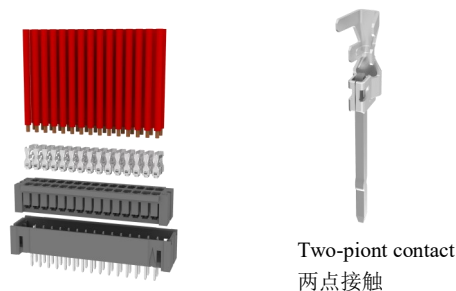
- Industrial: Industrial automation, Servo motor

Standard 标准

- GB/T 5095.1-1997

Material 材料

Part/零件	Material/材料	Finish/电镀	UL Flame retardant/阻燃等级
Housing/主体	PA66	Gray/灰色	UL94V-0
Header/板端	PA66	Gray/灰色	UL94V-0
Terminal/端子	phosphor bronze 磷铜 (C5191)	Tin plated 镀锡	-



概述

WF2015系是一款双排线对板连接器，可选耳扣设计，定位柱设计能增强其在电路板上的连接稳定性，具有良好的抗振动能力，适用于智能制造行业。

产品特点

- 带有耳扣设计，连接稳定
- 接线端子采用双触点设计
- 定位柱设计，精准安装

应用领域

- 工业：自动化设备、伺服电机

UL certification UL认证

- E248993

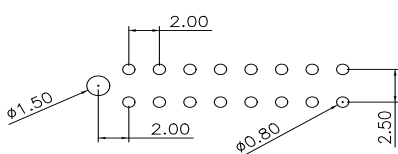
Production Specifications 产品规格

Current rating 额定电流	2.0 A	Operating temperature Range:-40° C~+105° C (including temperature rise) Operating Humidity Range:20-80% 工作温度范围: -40° C~+105° C(含温升) 工作湿度范围: 20-80%	Storage temperature: Operating Humidity: 储存温度: 25±5° C 储存湿度: ≤60%
Voltage rating 额定电压	250V/AC		

Item 项目	Condition 条件	Specification 规格
Insulation Resistance 绝缘电阻	Measured at 500V DC for 1 minute 测试电压: 500V DC/1分钟	No less than 1000MΩ 不少于1000MΩ
Withstanding voltage 耐电压	Measured at 500V AC for 1 minute 测试电压: 500V AC/1分钟	No breakdown, no discharge, leakage current <1.0mA 无击穿、无放电、漏电流<1.0mA
Contact Resistance 接触电阻	Measured at 100mA and no higher than 20mV 用 20 mV DC 进行测量	Contact resistance: Initial value/ 20 mΩ max After environmental tests/ 40 mΩ max. 接触电阻: 初始值 20 mΩ 以下 测试后 40 mΩ 以下
Vibration Resistance 抗振动	Frequency : 5~ 1000 Hz Acceleration : 1.81g Duration : 8 hours /axis Vibration : X、Y、Z 频率: 5~ 1000 Hz 加速度: 1.81g 时长: 8小时/轴 振动方向: X、Y、Z	No electrical discontinuity of 1μs or greater 试验过程中未发生1μs瞬断现象, 且外观无损伤, 电气性能正常
Humidity (Steady state) 湿度	Temperature : -40° C~105° C Humidity: 90~95% (R.H) Duration : 240 hours 温度: -40° C~105° C 湿度: 90~95% (R.H) 时间: 240小时	Contact resistance: Initial value/ 20 mΩ max After environmental tests/ 40 mΩ max. 接触电阻: 初始值 20 mΩ 以下 测试后 40 mΩ 以下
Salt Spry 盐雾	Temperature: 35± 2°C Solution concentration : 5%NaCl PH Value : 6.5 ~ 7.2 Duration : 48 hours 温度: 35± 2° C 溶液浓度: 5%NaCl PH值: 6.5~7.2 时间: 48小时	Contact resistance: Initial value/ 20 mΩ max After environmental tests/ 40 mΩ max. 接触电阻: 初始值 20 mΩ 以下 测试后 40 mΩ 以下
Durability(Mating/un-mating) 插拔寿命	20 cycles 循环20次	Contact resistance: No evidence of damage. 无影响后续测试的损坏

PCB Layout 印刷电路板布局

(S/T)DIP type 通孔装型

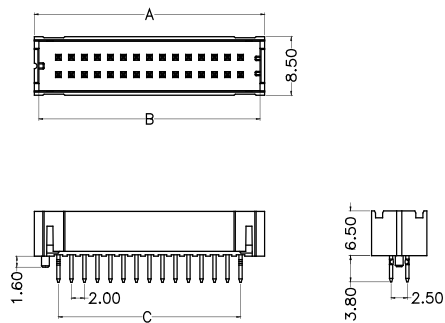


Ordering Information 订购信息

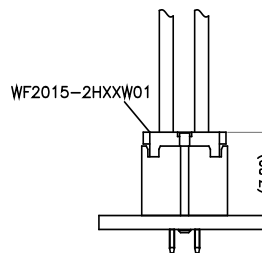
Circuit 芯数	Part number 型号	Dimensions 尺寸 (mm)			Parkage 包装 Q'ty/Tube 只/管装	Remake 可量产状态
		A	B	C		
2*3	WF2015-2WS03GT1	11.40	9.6	4.00	50	*
2*4	WF2015-2WS04GT1	13.40	11.8	6.00	43	*
2*5	WF2015-2WS05GT1	15.40	13.8	8.00	37	*
2*6	WF2015-2WS06GT1	17.40	15.8	10.00	33	*
2*7	WF2015-2WS07GT1	19.40	17.8	12.00	29	*
2*8	WF2015-2WS08GT1	21.40	19.8	14.00	27	*
2*9	WF2015-2WS09GT1	23.40	21.8	16.00	24	*
2*10	WF2015-2WS10GT1	25.40	23.8	18.00	22	*
2*11	WF2015-2WS11GT1	27.40	25.8	20.00	21	*
2*12	WF2015-2WS12GT1	29.40	27.8	22.00	19	*
2*13	WF2015-2WS13GT1	31.40	29.8	24.00	18	*
2*14	WF2015-2WS14GT1	33.40	31.8	26.00	17	*
2*15	WF2015-2WS15GT1	35.40	33.8	28.00	16	*
2*17	WF2015-2WS17GT1	39.40	37.8	32.00	14	*
2*20	WF2015-2WS20GT1	45.40	43.8	38.00	12	*
2*25	WF2015-2WS25GT1	55.40	53.8	48.00	10	*
2*30	WF2015-2WS30GT1	65.40	63.8	58.00	8	*
2*15	WF2015-2WS15GT2	41.40	33.60	28.00	13	*
2*17	WF2015-2WS17GT2	45.40	37.60	32.00	12	*
2*20	WF2015-2WS20GT2	51.40	43.60	38.00	11	*
2*25	WF2015-2WS25GT2	61.40	53.60	48.00	9	*
2*30	WF2015-2WS30GT2	71.40	63.60	58.00	8	*

Note: * stands for mass production . 注: *代表可量产

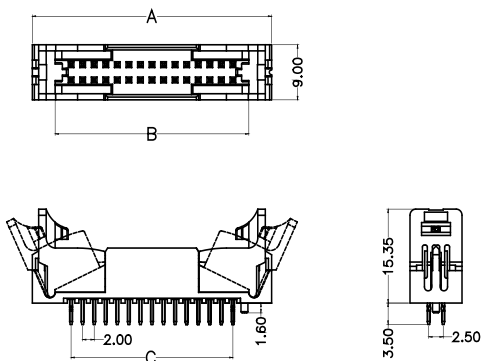
Dimensions 尺寸(S/T DIP) GT1



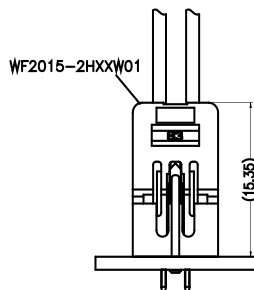
Assembly Schematic 装配示意



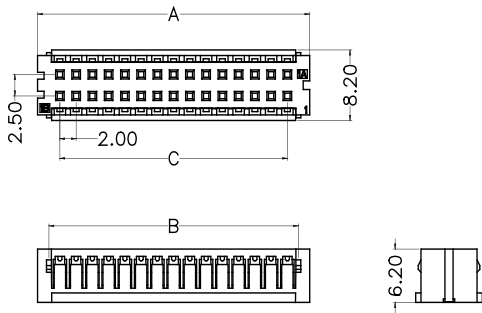
Dimensions 尺寸(S/T DIP) GT2



Assembly Schematic 装配示意



Dimensions 尺寸

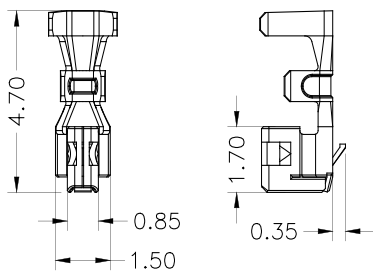


Ordering Information 订购信息

Circuit 芯数	Part number 型号	Dimensions 尺寸 (mm)			Package 包装 Qty/Bag 只/袋装	Remake 可量产状态
		A	B	C		
2*3	WF2015-2H03G01	9.50	6.70	4.00	4000	*
2*4	WF2015-2H04G01	11.50	8.70	6.00	3000	*
2*5	WF2015-2H05G01	13.50	10.70	8.00	3000	*
2*6	WF2015-2H06G01	15.50	12.70	10.00	2000	*
2*7	WF2015-2H07G01	17.50	14.70	12.00	2000	*
2*8	WF2015-2H08G01	19.50	16.70	14.00	2000	*
2*9	WF2015-2H09G01	21.50	18.70	16.00	2000	*
2*10	WF2015-2H10G01	23.50	20.70	18.00	1000	*
2*11	WF2015-2H11G01	25.50	22.70	20.00	1000	*
2*12	WF2015-2H12G01	27.50	24.70	22.00	1000	*
2*13	WF2015-2H13G01	29.50	26.70	24.00	1000	*
2*14	WF2015-2H14G01	31.50	28.70	26.00	1000	*
2*15	WF2015-2H15G01	33.50	/	28.00	1000	*
2*17	WF2015-2H17G01	37.50	/	32.00	1000	*
2*20	WF2015-2H20G01	43.50	/	38.00	500	*
2*25	WF2015-2H25G01	53.50	/	48.00	500	*
2*30	WF2015-2H30G01	63.50	/	58.00	500	*

Note: * stands for mass production . 注: *代表可量产

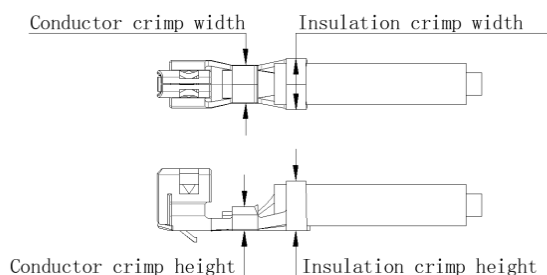
Adaptor Terminal 适配端子



型号 Model number	WF2015-TPSN0X
--------------------	---------------

Terminal Crimp specification 端子压接规范

型号 Model number	电线类型 Wire type	电线规格 Wire size	线缆 OD(mm) Cable OD(mm)	剥线长度 (mm) Strip length(mm)	导体铆压 (A-A) Conductor crimp		绝缘体铆压 (B-B) Insulation crimp	
					压接宽度CB1(mm) Crimping width (mm)	压接高度 Crimping height	压接宽度CBm2(mm) Crimping width (mm)	压接高度CH2(mm) Crimping height (mm)
WF2015- TPSN01	UL1061	24#AWG	1.10±0.1	1.55±0.25	0.90-0.96	0.60-0.65	1.50 (Ref)	1.35 (Ref)
	UL1061	26#AWG	1.30±0.1	1.55±0.25		0.59-0.64		
WF2015- TPSN02	UL1061	28#AWG	待补充 To be added					
	UL1061	30#AWG						



WF2015 Series

Model number allocation 型号命名

WF2015	-	2	WS	XX	G	T	X	
(1)		(2)	(3)	(4)	(5)	(6)	(7)	
(1) Series (系列): Wafer 2.00mm Series		(5) Color (颜色): G=Gray						
(2) Number of rows (行数): 2=Double Row		(6) Packing (包装): T=Tube						
(3) Terminal type (端子形态): WS=S/T DIP		(7) Internal code (流水码): 1、2						
(4) Circuit (位数): 2*3=6P.....2*30=60P								

WF2015	-	2	H	XX	G	01	
(1)		(2)	(3)	(4)	(5)	(6)	
(1) Series (系列): Wafer 2.00mm Series		(4) Circuit (位数): 2*3=6P.....2*30=60P					
(2) Number of rows (行数): 2=Double Row		(5) Color (颜色): G=Gray					
(3) Product type (产品类型): H=Crimp Type Housing		(6) Internal code (流水码)					

Contact Us 联系我们

维峰电子(广东)股份有限公司(总部)
WCON ELECTRONICS (GUANGDONG) CO.,LTD(HQ)
地址:广东省东莞市虎门镇大宁文明路15号
Add :No.15,Wenming Road,Daning Community, Humen Town,
Dongguan, Guangdong.523930, China

昆山维康电子有限公司
KUNSHAN WCON ELECTRONICIS CO.,LTD(East of China)
地址:江苏昆山千灯镇汶浦中路169号
Add : No.169, WenPu Middle Road, QianDeng Town, Kunshan
City, Jiangsu Province, China

合肥维峰电子有限公司
HEFEI WCON ELECTRONICIS CO.,LTD
地址:安徽合肥市高新技术开发区绿城科技园E栋2楼
Add : 2F, Building E, Greentown Science Park, High-tech Development Zone, Hefei, Anhui, China

维康电子(泰国)有限公司
WCON ELECTRONICS (Thailand) CO.,LTD
地址:泰国曼谷武里府西玛铺县华瓦区洛加纳工业园
Add: VG3C+H57, Hua Wa, Si Maha Phot District, Prachin Buri
25140, Thailand

销售联系方式 Contacts Information

国际客户部 International sales department
salesdg01@wcon.com
salesdg05@wcon.com

大客户专线 Major customer dedicated department
华南: salesdg28@wcon.com
华东: salesks@wcon.com

中小客户专线 Public Customer hot line
华南: salesdg10@wcon.com
华东: salesks01@wcon.com

网络销售 Online sales department
salesdg26@wcon.com



Official Website



Product e-catalog



WeChat Public#



TikTok Public#