HSF

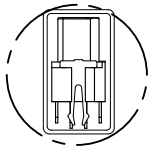

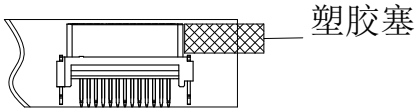

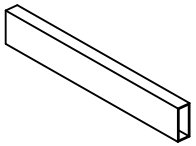

No：1

产品装入真空管内
SG-A23(600*15.3*8.3mm方管)

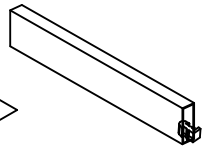

No：2

塞裁切好的塑胶塞

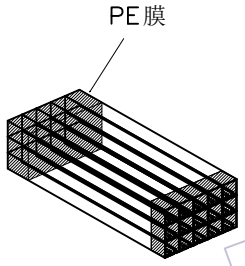

No：3

20管为一扎，用PE膜固定每扎真空管两端，
包住两端利角，以防划破胶袋

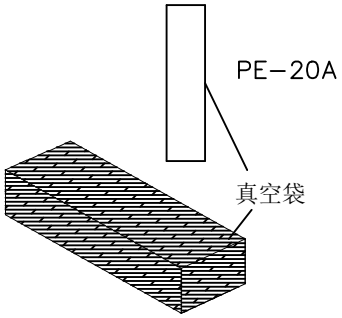

No：4

将包扎好的真空管装入真空袋PE-20A，
外加2包干燥剂，机台抽真空
PE-20A规格：35*95cm

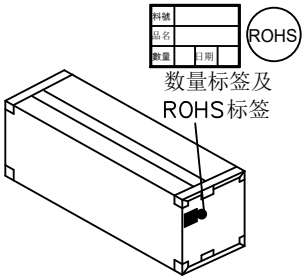

No：5

将抽真空的产品，放入内箱(6扎/内箱)
封箱及贴标签于内箱侧面的左上角.
内箱规格:CTN-10A(63*15*17CM)

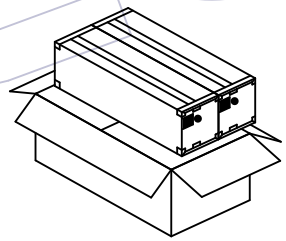

No：6

内箱放入外箱(2内箱/外箱)
外箱规格:CTN-10C(双坑 65*33*19CM)

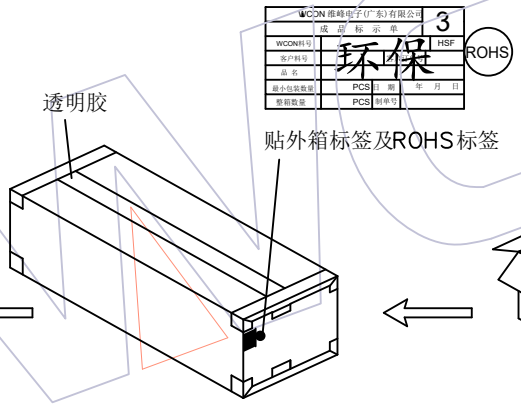

No：7

封箱及贴标签于外箱侧面的左上角

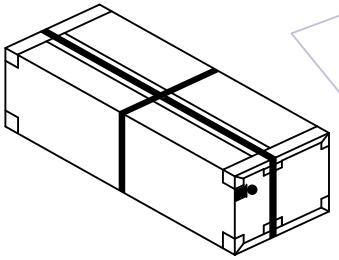

No：8

打包装带

说明：

1. 产品如图所示型态放入真空管
2. 注意各标签样式.位置及方向的一致性；
3. 打外箱包装带时需注意，打为十字型.

变更记事					
A0	2020/05/29	NEW	———	———	
版次 REV	日期 DATE	变更说明 MODIFICATION DESCRIPTION	变更 CHANGE	核准 APPROVE	

零件图	
X.	
X.X	±0.20
X.XX	±0.10
X.XXX	±0.05
Angle	
X.	± 2°
DIM	TOL

颜色 COLOR	———		SCALE	FIT	
材质 MATERIAL	———		UNIT	mm	
设计 DESING	苏 珊	2020/05/29	SIZE	A4	
审核 CHECK			SHEET	1/1	
核准 APPROVE			PROJ.		

WCON

WCON ELECTRONICS (GUANGDONG) CO. LTD

料号 PART NO.	6325D-XXXSDXXPXTOX
品名 TITLE:	SCSI CEN-TYPE D Type XXP Female, S/T 管装规范