

HSF

NOTES:

Current Rating:1.0A/Pin
 Voltage Rating:30V/AC
 Contact Resistance:Initial value/50MΩ Max.
 After environmental testing 100MΩ Max.
 Withstand Voltage:Initial value/500V AC/minute.
 Insulation Resistance:100MΩ Min.

Operation Temperature:-55°C to +85°C

Insulator Material:PBT,G.F,UL94V-0,BLACK

Contact Material:Copper Alloy
 Contact Plating:See Ordering Information
 Shell Material:Copper Alloy
 Shell Plating:50u" nickel underplating overal.
 Applicable wire:AWG#28 to #24

Conduction insulation O.D/1.2mm max.
 Cable O.D./5.8 to 6.8mm

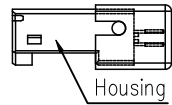
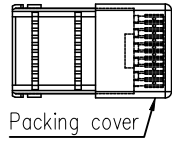
Ordering Information

6364 - XX M S H W X S C B 0 1

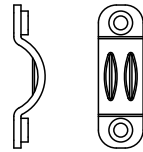
No. of pins: 06=6pin 08=8pin 10=10pin	Wcon Internal Code: 1~9
No. of Pins: M=Male	Packing: O=PE BAG
Type Code: S=The interface is made into C angle	Cover color: B=Black
Terminal: H=Solder cup	Cover material: C=ABS+PC
Contact plating: W4=Sel.15u" Gold/Matte Tin W5=Sel.30u" Gold/Matte Tin	Shell: S=Stainless steel

KIT PARTS

Housing
(with packing cover)



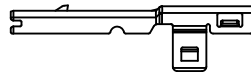
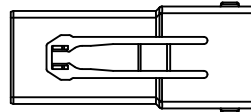
Cable clamp



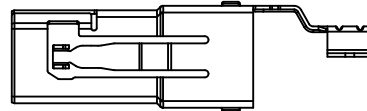
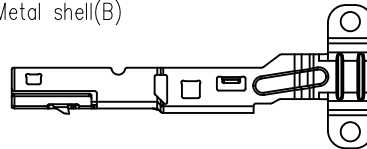
Screw(2pcs.)



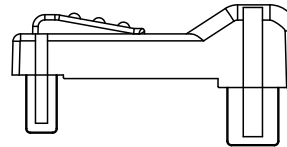
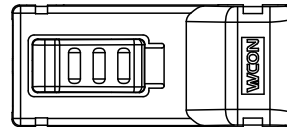
Metal shell(A)



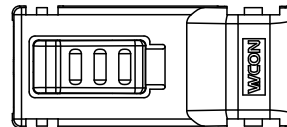
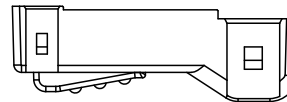
Metal shell(B)



Cover housing(B)



Cover housing(A)



Assembly layout(Reference)

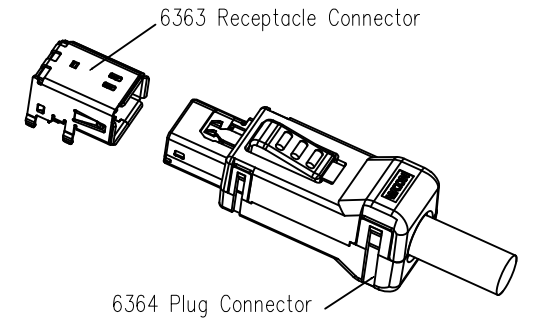
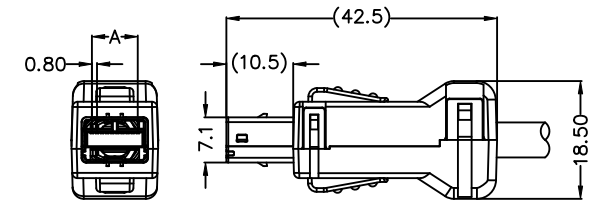
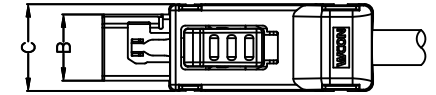


Table 1:

No. of Pins:	A	B	C
6	4.00	7.20	10.40
8	5.60	8.80	12.00
10	7.20	10.40	13.60

REV	DATE	MODIFICATION DESCRIPTION	CHANGE	OPERATION	DRAW	DATE	SCALE	Fit	PART NO.
				x.x ±0.40	YE XIAOBING	2022/09/20	UNIT	mm	6364-XXMSHWXSCB01
				x.xx ±0.25	CHECK	DATE	SIZE	A4	TITLE:
A0	2022/09/20	NEW RELEASE	-	x.xxx ±0.15	APPROVE	DATE	SHEET	1/1	0.8mm Micro I/O Lock Connector Male 6P/8P/10 Wire assembly
				Angle ± 3°			PROJ.		Customer NO.
				DIM TOL					

WCON

Http: www.wcon.com

WCON-Dongguan Tel: +86 769 85358920 Fax: +86 769 85358915 E-mail: sales@wcon.com	WCON-Kunshan Tel: +86 512 57468408 Fax: +86 512 57468468 E-mail: salesks@wcon.com
---	--