

HSF

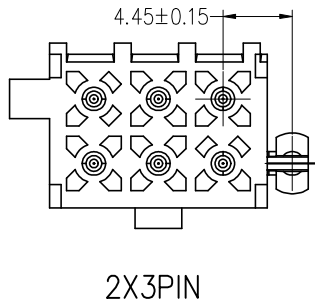
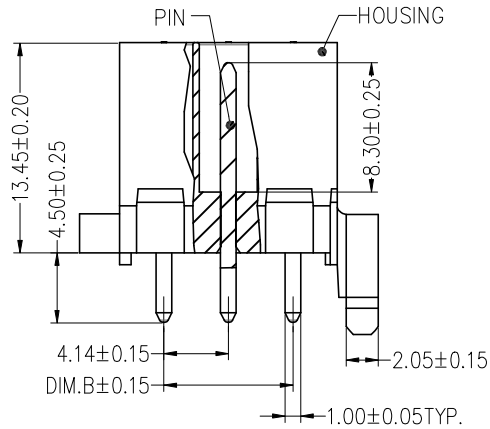
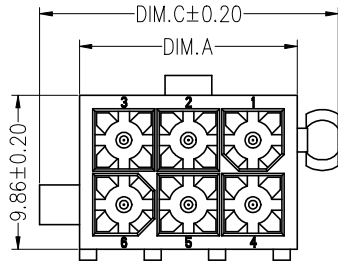
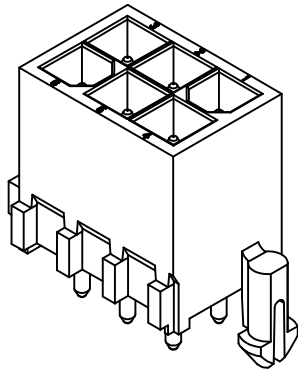
NOTES:
 Rated Current: 7.0A
 Contact Resistance: 20mΩ max
 Withstand Voltage: AC 1500V
 Insulation Resistance: 1000MΩ/DC 500V
 Operation Temperature: -20°C to +85°C

Contact Material: Brass
 Contact plating: Sn Over Ni
 Insulator Material: PA66 UL94V-0

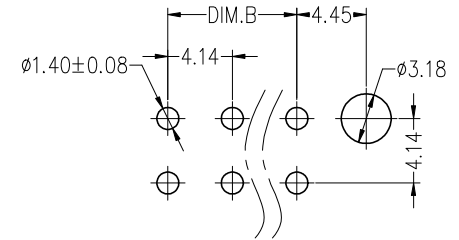
Ordering Information

WF4141 - 2 WS XX W 0 2

No. of Row Double Row
 Straight Type
 No. of pins
 03=2X03PIN
 04=2X04PIN
 05=2X05PIN
 Wcon Internal Code
 Package
 0=PE bag
 Colour
 W=White



Recommended P.C.B Layout (Top Side)
 (PCB BOARD TOLERANCE ± 0.05, T=1.57mm)



Specification & Ordering Information:

Part No.	Circuit	DIM. A	DIM. B	DIM. C
WF4141-2WS02W02	2x02	9.83 ± 0.20	4.14	15.01
WF4141-2WS03W02	2x03	13.97 ± 0.20	8.28	19.15
WF4141-2WS04W02	2x04	18.11 ± 0.20	12.42	23.29
WF4141-2WS05W02	2x05	22.25 ± 0.20	16.56	27.43
WF4141-2WS06W02	2x06	26.39 ± 0.20	20.70	31.57
WF4141-2WS07W02	2x07	30.53 ± 0.25	24.84	35.79
WF4141-2WS08W02	2x08	34.67 ± 0.25	28.98	39.93
WF4141-2WS09W02	2x09	38.81 ± 0.30	33.12	44.07
WF4141-2WS10W02	2x10	42.95 ± 0.30	37.26	48.21
WF4141-2WS11W02	2x11	47.09 ± 0.40	41.40	52.35
WF4141-2WS12W02	2x12	51.23 ± 0.40	45.54	56.49

REV	DATE	MODIFICATION DESCRIPTION	CHANGE	OPERATION		DRAW Morris	DATE 2022/11/18	SCALE UNIT	FIT mm	PART NO. WF4141-2WSXXW02	TITLE: 4.14mm Wafer, "T" Type, Double Row, S/T, W/T Post	WCON	
				XX	±0.30							Http: www.wcon.com	
A0	2022/11/18	NEW	---	X.XX	±0.25	CHECK	DATE	SHEET	1/2	Customer NO.	WCON-Dongguan	WCON-Kunshan	
REV	DATE	MODIFICATION DESCRIPTION	CHANGE	Angle	±3'	APPROVE	DATE	PROJ.	◆	Tel: +86 769 85358920	Tel: +86 512 57468408	Fax: +86 769 85358915	Fax: +86 512 57468468
				DIM	TOL					E-mail: sales@wcon.com	E-mail: salesks@wcon.com		