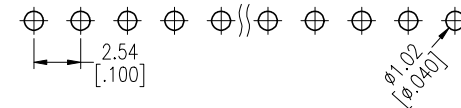
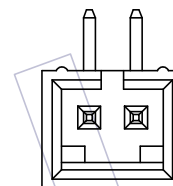
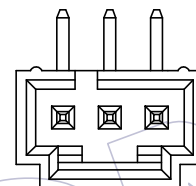
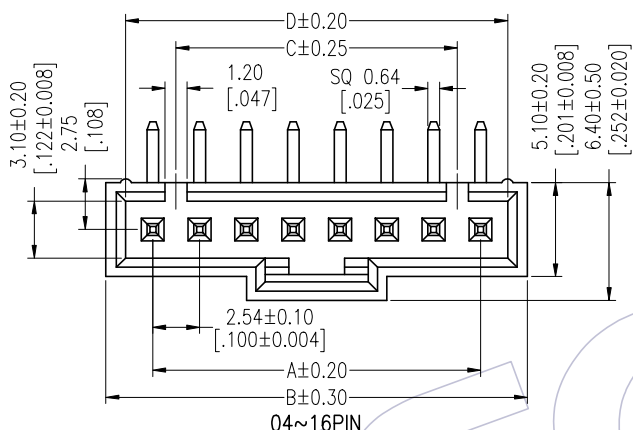


HSF

NOTES:
 Rated Current:3.0AMP
 Contact Resistance:20mΩ max
 Withstand Voltage:1000V AC/DC
 Insulation Resistance:1000MΩ min
 Operation Temperature:-25℃ to +85℃

Contact Material:Brass
 Contact Plating:Au or Sn Over Ni
 Insulator Material:PBT+30%G.F UL94V-0

Recommended P.C.B Layout(Top Side)
 (PCB BOARD TOLERANCE±0.05)



Dimensional & Ordering Information:

Circuit	Part No.	Dimension				Q'ty /Bag
		A	B	C	D	
02	WF2542-WR02X01	2.54	7.62	--	5.48	1,000
03	WF2542-WR03X01	5.08	10.16	--	8.02	1,000
04	WF2542-WR04X01	7.62	12.70	5.08	10.56	500
05	WF2542-WR05X01	10.16	15.24	7.62	13.10	500
06	WF2542-WR06X01	12.70	17.78	10.16	15.64	400
07	WF2542-WR07X01	15.24	20.32	12.70	18.18	400
08	WF2542-WR08X01	17.78	22.86	15.24	20.72	400
09	WF2542-WR09X01	20.32	25.40	17.78	23.26	250
10	WF2542-WR10X01	22.86	27.94	20.32	25.80	250
11	WF2542-WR11X01	25.40	30.48	22.86	28.34	250
12	WF2542-WR12X01	27.94	33.02	25.40	30.88	250
13	WF2542-WR13X01	30.48	35.56	27.94	33.42	200
14	WF2542-WR14X01	33.02	38.10	30.48	35.96	200
15	WF2542-WR15X01	35.56	40.64	33.02	38.50	200
16	WF2542-WR16X01	38.10	43.18	35.56	41.04	150

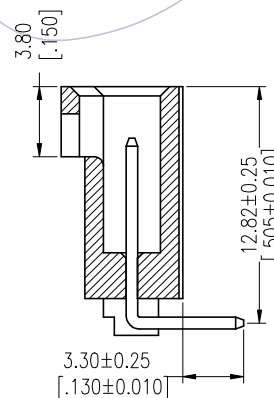
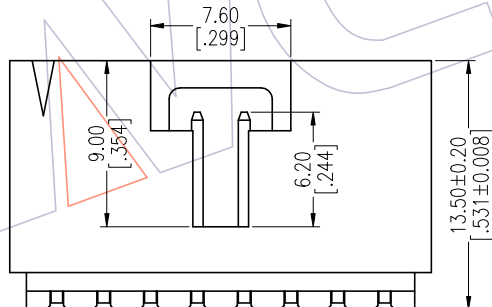
Ordering Information

WF2542- WR XX X X 1

No. of Pins
02~12Pin

Insulator Color
W= White
B= Black
G= Grey
E= Beige

Packing
0=PE Bag
T=Tube



OPERATION	
x.x	±0.40
x.xx	±0.25
x.xxx	±0.15
Angle	± 3'
DIM	TOL

DRAW	JYHuang
CHECK	
APPROVE	

DATE	2012/09/07
DATE	
DATE	

SCALE	FIT
UNIT	mm inch
SIZE	A4
SHEET	1/1
PROJ.	

PART NO.	SEE TAB
TITLE:	2.54mm WAFER CD-ROM 90°
Customer NO.	

WCON

Http: www.wcon.com

WCON-Dongguan Tel: +86 769 85358920 Fax: +86 769 85358915 E-mail: sales@wcon.com	WCON-Kunshan Tel: +86 512 57468408 Fax: +86 512 57468468 E-mail: sales@wcon.com
---	--

AO	2012/09/07	NEW	
REV	DATE	MODIFICATION DESCRIPTION	CHANGE