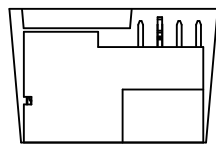
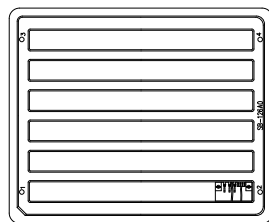



HSF



产品放置示意图



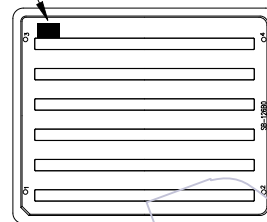
No. 1
产品装入真空盒内,
真空盒规格:SB-126AB(330*270*19.6mm)



No. 2
盖上盒盖

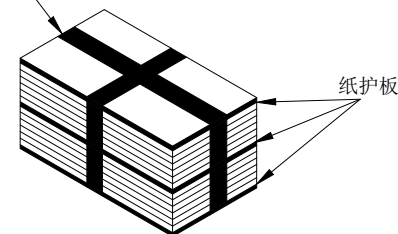
料号	
品名	
数量	
日期	

数量标签

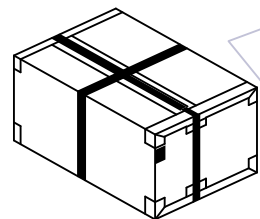


No. 3
贴标签于真空盒左上角

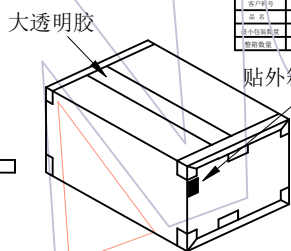
缠PE膜



No. 4
12盒为一扎,上下各放一块纸护板
中间再加一块纸护板,再用PE膜缠绕成十字形



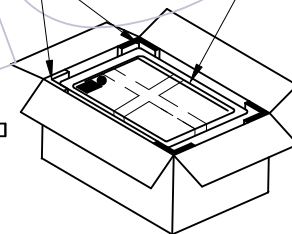
No. 7
打包装带



No. 6
封箱及贴标签于纸箱侧面的左上角

WCON 伟康电子(广东)有限公司	3
WCON 伟康电子(广东)有限公司	HSF
客户/客户	
品名	
物料号	
物料描述	
物料数量	
物料规格	

贴外箱标签



No. 5

纸箱内需套防水袋PE-19,再将真空盒装入纸箱,1扎/箱
加一包干燥剂后密封,四周各放置一个纸护角
纸箱规格:CTN-70A(35*30*26cm)

No.	P/N	DIM "A"	PCS/Tray	PCS/箱
1	P4MRA-16XXXXAX	118.11	12	144
2	P4MRA-12XXXXAX	92.71	18	216
3	P4MRA-11XXXXAX	86.36	18	216
4	P4MRA-10XXXXAX	80.01	18	216
5	P4MRA-09XXXXAX	73.66	18	216
6	P4MRA-08XXXXAX	67.31	24	288
7	P4MRA-07XXXXAX	60.96	24	288
8	P4MRA-06XXXXAX	54.61	30	360
9	P4MRA-05XXXXAX	48.26	30	360
10	P4MRA-04XXXXAX	41.91	36	432
11	P4MRA-03XXXXAX	35.56	42	504
12	P4MRA-02XXXXAX	29.21	54	648

说明:

1. 产品如图所示型态放入真空盒
2. 注意各标签样式,位置及方向的一致性;
3. 打外箱包装带时需注意,打为十字型.

变更记事

零件图	颜色	SCALE	fit
X. ±0.50	COLOR	UNIT	mm
X.X ±0.20	材质	SIZE	A4
X.XX ±0.10	MATERIAL	SHEET	1/1
X.XXX ±0.05	设计	PROJ.	
Angle	DESING		
X. ± 2°	审核		
DIM	CHECK		
TOL	核准		
	APPROVE		

WCON

WCON ELECTRONICS (GUANGDONG) CO., LTD

料号 PART NO.	P4MRA-XXXXXXAX
品名 TITLE:	PSP Conn. Type 4 Spacing A R/A Male DIP=3.43 W/T LOCK 包装规范

版次	日期	变更说明	变更	核准
REV	DATE	MODIFICATION DESCRIPTION	CHANGE	APPROVE

A0	2021/11/11	NEW		
----	------------	-----	--	--

苏珊 2021/11/11