
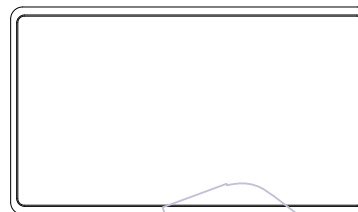


产品放置示意图




No. 1

产品装入真空盒内, XXPCS/Tray
真空盒底规格: SB-XXA0 (XX*XXX*XXmm)



No. 2

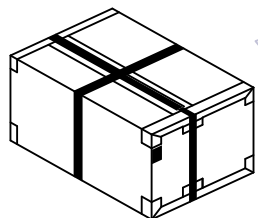
盖上盒盖并在四周订上订书钉
真空盒盖规格: SB-XXB0 (XX*XXX*XXmm)



No. 3

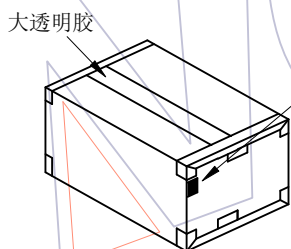
贴标签于真空盒左上角

数量标签



No. 7

打包装带

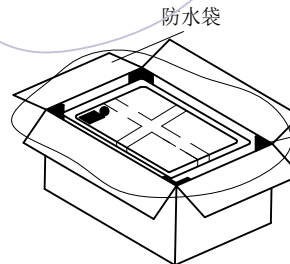


No. 6

封箱及贴标签于纸箱侧面的左上角

大透明胶

贴外箱标签



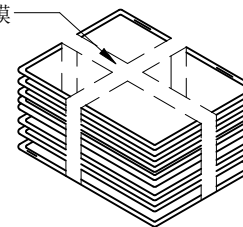
No. 5

纸箱内需套防水袋, 再将真空盒装入纸箱
(1扎/箱或两扎/箱)加一包干燥剂后封口,
四周各放置一个纸护角CTN-JXXX
纸箱规格: CTN-XXX (XX*XX*XXXcm)

防水袋

纸护角

缠PE膜



No. 4

XX盒为一扎, 上下各放一块纸护板
再用PE膜缠绕成十字形

说明:

1. 产品如图所示型态放入真空盒
2. 注意各标签样式、位置及方向的一致性;
3. 标签如客户有特殊要求, 则按客户要求黏贴;
4. 打外箱包装带时需注意, 打为十字型;
5. 如有空隙, 需用填充物填充

变更记事

版次 REV	日期 DATE	变更说明 MODIFICATION DESCRIPTION	变更 CHANGE	核准 APPROVE
A0	2022/04/25	NEW		

零件图	
X.	±0.50
X.X	±0.20
X.XX	±0.10
X.XXX	±0.05
Angle	
X.	± 2'
DIM	TOL

颜色 COLOR	
材质 MATERIAL	
设计 DESING	苏珊
审核 CHECK	2022/04/25
核准 APPROVE	

SCALE	fit
UNIT	mm
SIZE	A4
SHEET	1/1
PROJ.	

WCON	
WCON ELECTRONICS (GUANGDONG) CO., LTD	
料号 PART NO.	21XX-2XXSXXCYNXX
品名 TITLE:	2.54mm Female Header, 2*XXP, 180° DIP 盒装规范