

HSF

TECHNICAL SPECS:

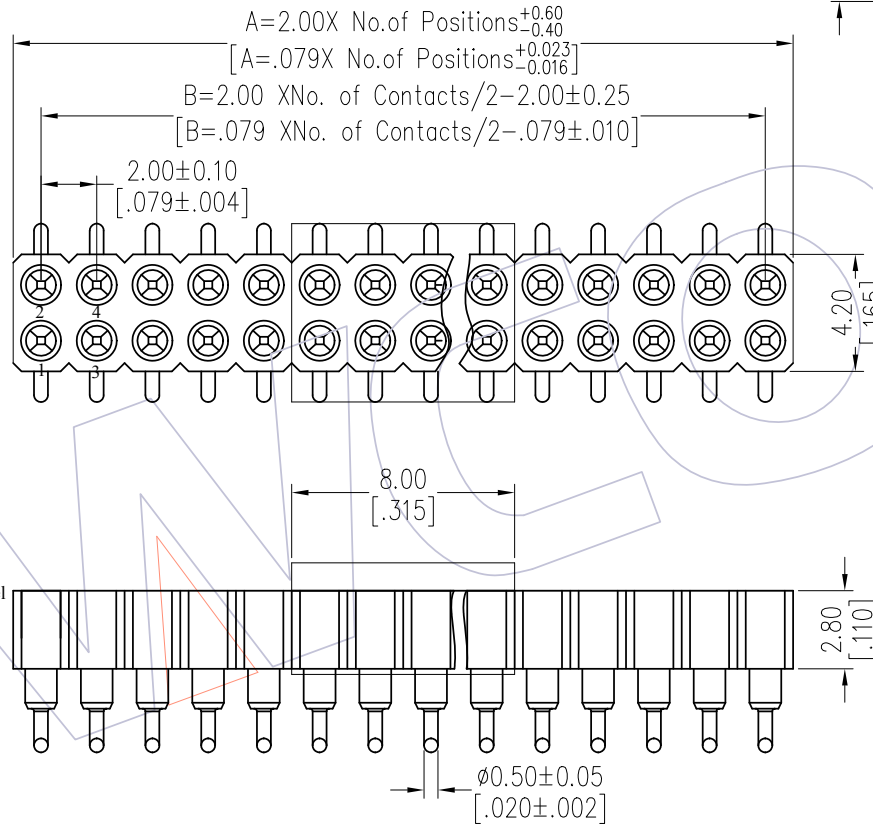
Current Rating: 3.0AMP
 Contact Resistance: 10m Ω Max
 Dielectric Strength: Min 1000VRMS
 Mechanical Life: Min 500 cycles
 Mating Pin: $\varnothing 0.40$ to $\varnothing 0.66$ mm or 0.50SQ
 Forces: (polished steel gauge $\varnothing 0.47$ mm)
 Insertion: 200g Max/Pin, Withdrawal: 60g/Pin
 Operation Temperature: -40°C to $+105^{\circ}\text{C}$

Sleeve: Brass CuZn36Pb3(C2680), Sn over Ni
 Contact Clip(4 finger): BeCu(C17200), Au or Sn over Ni
 Insulator Material: PPS+30%G.F(UL94V-0)

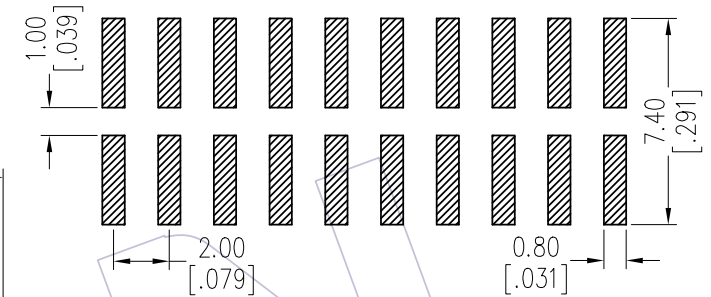
Ordering Information

3522-282 XX M XX 074 X 1

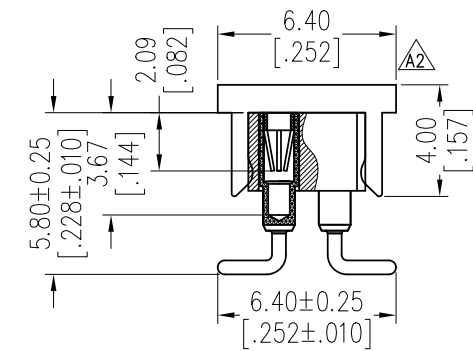
No. of Pin 2~40PIN	Contact Plating S0=Gold Flash/Tin S3=10u"Gold/Tin S4=15u"Gold/Tin S5=30u"Gold/Tin SN=Tin	Packing T=Tube R=Tape&Reel
-----------------------	---	----------------------------------



Recommended P.C.B Layout(Top Side) (PCB BOARD TOLERANCE ± 0.05)



NO. of PIN	DIM. A
40PIN	2.0*NO. of Positions + 1.00 ± 0.40
<40PIN	2.0*NO. of Positions ± 0.60 / _{0.40}



Item	Pitch	Mating
Standard	2.00	3512
Alternate		

REV	DATE	MODIFICATION DESCRIPTION	CHANGE	OPERATION	DRAW XSR	DATE	SCALE	FIT	PART NO.
A2	2019/11/11	Modify drawing	-----	x.x ± 0.40	CHECK	2019/11/11	UNIT	mm	3522-282XXMXX074X1
A1	2013/05/17	Modify drawing	-----	x.xx ± 0.25	CHECK	DATE	SIZE	A4	TITLE: 2.00mm MACHINED FEMALE HEADER DUAL ROW SMT H=2.80 L=7.4
A0	2012/10/17	NEW	-----	x.xxx ± 0.15	APPROVE	DATE	SHEET	1/1	Customer NO.
				Angle ± 3°			PROJ.		
				DIM TOL					

WCON
 Http: www.wcon.com

WCON-Dongguan Tel: +86 769 85358920 Fax: +86 769 85358915 E-mail: sales@wcon.com	WCON-Kunshan Tel: +86 512 57468408 Fax: +86 512 57468468 E-mail: sales@wcon.com
---	--