HSF

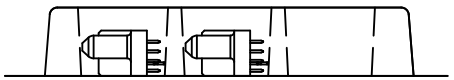

产品放置示意图



No. 1

产品装入真空盒内

真空盒底规格:SB-24A0(369*280*18mm)

No. 2

盖上盒盖并在四周订上订书钉

真空盒盖规格:SB-24B0(369*280*18mm)



No. 3

贴标签于真空盒左上角

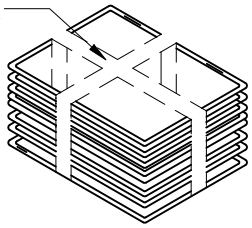

No. 4

12盒为一扎,上下各放一块纸护板

再用PE膜缠绕成十字形

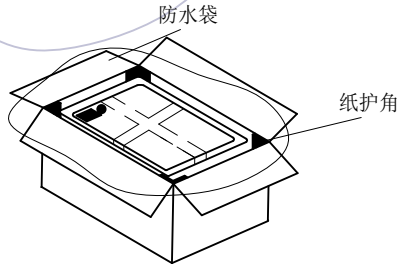

No. 5

纸箱内需套防水袋，再将真空盒装入纸箱

(1扎/箱)加一包干燥剂后封口，

四周各放置一个纸护角CTN-23AB

纸箱规格:CTN-72K(38*30*24cm)

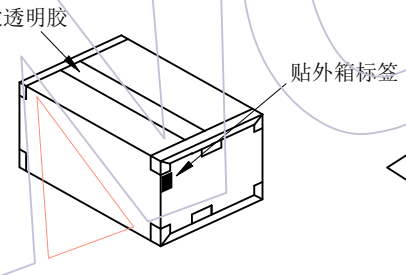

No. 6

封箱及贴标签于纸箱侧面的左上角

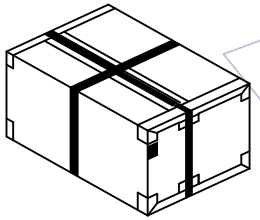

No. 7

打包装带

说明:

1. 产品如图所示型态放入真空盒
2. 注意各标签样式.位置及方向的一致性;
3. 标签如客户有特殊要求，则按客户要求黏贴;
4. 打外箱包装带时需注意，打为十字型;
5. 如有空隙，需用填充物填充

变更记事													
					零件图		颜色 COLOR			SCALE	fit	WCON	
					X.	±0.50	材质 MATERIAL			UNIT	mm	WCON ELECTRONICS (GUANGDONG) CO.,LTD	
					X.X	±0.20							
					X.XX	±0.10	设计 DESING	WU	2023/09/22	SIZE	A4	料号 PART NO.	P2FSA-XXXXXXXXXXXXAX
					X.XXX	±0.05							
A0	2023/09/22	NEW	———	———	Angle		审核 CHECK			SHEET	1/1		
					X.	± 2°	核准 APPROVE			PROJ.		品名 TITLE:	PSP Conn.Type 2,Spacing A,S/T Female, W/T LOCK,DIP=3.43 包装规范
版次 REV	日期 DATE	变更说明 MODIFICATION DESCRIPTION	变更 CHANGE	核准 APPROVE	DIM	TOL							